

NAF's Academy of Finance connects high school students with the world of financial services, offering a curriculum that covers entrepreneurship, banking and credit, financial planning, international finance, securities, insurance, accounting, and economics, among other topics.

HISTORY AND IMPACT

The NAF Academy of Finance (AOF) was NAF's first career theme, launched in 1982 in New York to prepare high school students for careers in the rapidly growing finance industry. Today, there are 206 NAF Academies of Finance in 117 school districts across 32 states, including the US Virgin Islands. They serve more than 24,000 students annually, 65% of whom are from low-income families (determined by eligibility for free and reduced price lunch). Longstanding partnerships with Citi, American Express, KPMG, and many other companies, ensure that AOF students are at the vanguard of financial education and reap the benefits of work-based learning opportunities.

CURRICULUM

The AOF curriculum is vetted by partners in the financial services and business sectors, and emphasizes literacy and project-based learning to engage students. AOF students begin with Principles of Finance to gain a broad understanding of the core concepts needed in this field. Academies introduce students to a wide array of careers through courses including Applied Finance, Business Economics, Business in a Global Economy, Entrepreneurship, Ethics in Business, Financial Planning, Financial Services, Insurance, Managerial Accounting, and Principles of Accounting. NAF students will have completed at least four NAF courses by graduation.

AOF graduates benefit from learning the critical concepts of business management, accounting, and ethics.

COLLEGE AND CAREER READINESS

In addition to studying career-focused curriculum and working on collaborative projects, AOF students gain critical career knowledge through a series of work-based learning activities both inside and outside of the classroom. These activities include job shadowing, mock interviews, résumé writing workshops, culminating with a paid internship. Local business partners work with educators to provide these opportunities. By serving on advisory boards and as mentors, business partners make the important real world connection for students, helping them understand the connection between their education and future success.

NAFTrack Certification, NAF's student certification assessment system, validates successful course completion, projects, and internships. By receiving a passing score on end-of-course exams and satisfactory scores on culminating project and internship assessments, students earn NAFTrack Certification, signifying to post-secondary institutions and employers that they are both college and career ready. With this credential, graduates can benefit from NAFTrack Certified Hiring, a commitment made by several of America's top companies to give special consideration to qualified college students and eventual job applicants.

Graduates of NAF academies complete college faster, earn more, and have stronger ties to their communities than their peers. NAF's 96% senior graduation rate is a testament to this effort.



From 2012-2022, the Bureau of Labor Statistics estimates almost 900,000 new business and financial operations jobs will be created. In particular, 167,000 jobs will be added in the accounting and auditing professions - the largest projected growth of any business or financial operations occupation.



24,396
STUDENTS



206
ACADEMIES

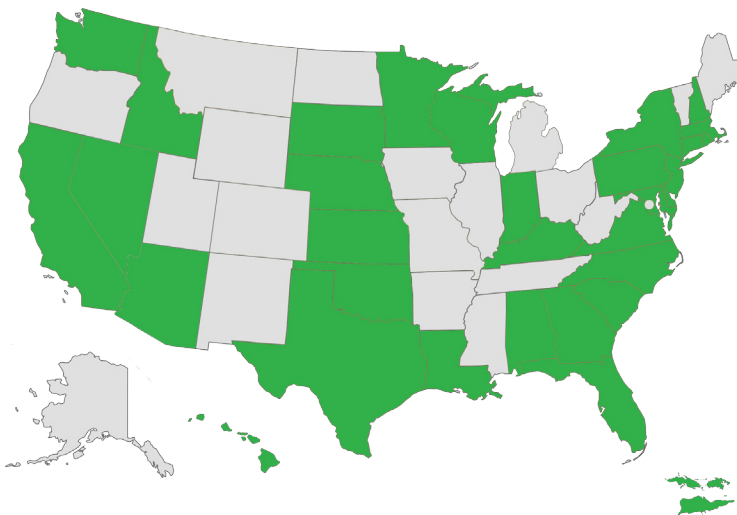
32

STATES

including the US Virgin Islands

highest concentration of academies

Florida **49**
New York **31**
Maryland **28**



117

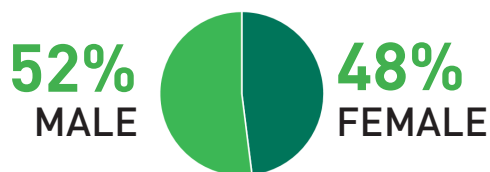
DISTRICTS

highest concentration of academies

17 Miami-Dade
13 Broward
10 New York City

2,162 ADVISORY BOARD MEMBERS

NAF STUDENTS




81% of students are females and/or ethnic minorities


- 37%** Hispanic/Latino
- 27%** White
- 26%** Black/African American
- 7%** Asian
- 2%** Other/Multi-racial
- <1%** Native American/Alaska Native
- <1%** Pacific Islander


65% Low-Income Students
based on eligibility for free & reduced price lunch

18% English Language Learners

OUTCOMES

 **98%** of seniors graduated

 **92%** college-bound graduates

 **46%** graduated with an internship