





**10,042**  
STUDENTS



**52**  
ACADEMIES  
*62% STEM-related*



**23**  
SCHOOLS

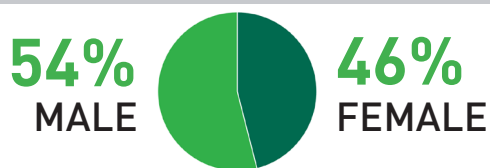


**3**

**DISTRICTS**

Dallas Independent School District  
Wylie Independent School District  
Ysleta Independent School District

**STUDENT POPULATION**



*<1% Gender-Nonconforming or Unknown*

- 70%** Hispanic/Latino
- 22%** Black/African American
- 4%** White
- 2%** Other/Multi-Racial
- 1%** Asian
- 1%** Native American/Alaska Native
- <1%** Pacific Islander
- <1%** Unknown

**97%** Of TX students are females and/or ethnic minorities

**86%** Eligible for free/reduced lunch

**47%** English Language Learners

**ACADEMY CAREER THEMES**



**14**  
Finance



**8**  
Health Sciences



**12**  
Engineering



**6**  
Hospitality & Tourism




**12**  
Information Technology


**281** ADVISORY BOARD MEMBERS



**99.5%**  
of seniors graduated



**84%**  
college-bound graduates



**57%**  
seniors who had an internship